

EcoWatt

User Guide

Information about features and functionality of EcoWatt

12/2022



Legal Information

The Schneider Electric brand and any trademarks of Schneider Electric SE and its subsidiaries referred to in this guide are the property of Schneider Electric SE or its subsidiaries. All other brands may be trademarks of their respective owners.

This guide and its content are protected under applicable copyright laws and furnished for informational use only. No part of this guide may be reproduced or transmitted in any form or by any means (electronic, mechanical, photocopying, recording, or otherwise), for any purpose, without the prior written permission of Schneider Electric.

Schneider Electric does not grant any right or license for commercial use of the guide or its content, except for a non-exclusive and personal license to consult it on an "as is" basis. Schneider Electric products and equipment should be installed, operated, serviced, and maintained only by qualified personnel.

As standards, specifications, and designs change from time to time, information contained in this guide may be subject to change without notice.

To the extent permitted by applicable law, no responsibility or liability is assumed by Schneider Electric and its subsidiaries for any errors or omissions in the informational content of this material or consequences arising out of or resulting from the use of the information contained herein.

EcoWatt

The EcoWatt signal is the “weather forecast” of the Grid for France.

NOTE: Here Grid refers to the main electrical grid that provides the generated electricity to the distribution unit connected to our homes.

It gives out 3 different levels of status, at the national level, updated every hour, with 48 hours forecast data. EcoWatt allows you to know the moments when eco-gestures have the greatest impact on the electrical system.


IMPORTANT: EcoWatt feature is applicable only for customers in France.

Features of EcoWatt:

- Send notifications about the grid status.
- Send alerts if there is a risk of power cut.
- Provides eco-gestures to consume better electricity.
- Helps to save electricity during periods of high consumption.
- Allows to view daily electricity consumption impacted by weather.
- Helps to reduce energy consumption and avoid critical tension on Grid.

Once the Wiser Home app is updated, user gets notified that this feature is available. The **Ecowatt** screen appears on the **Home** page.

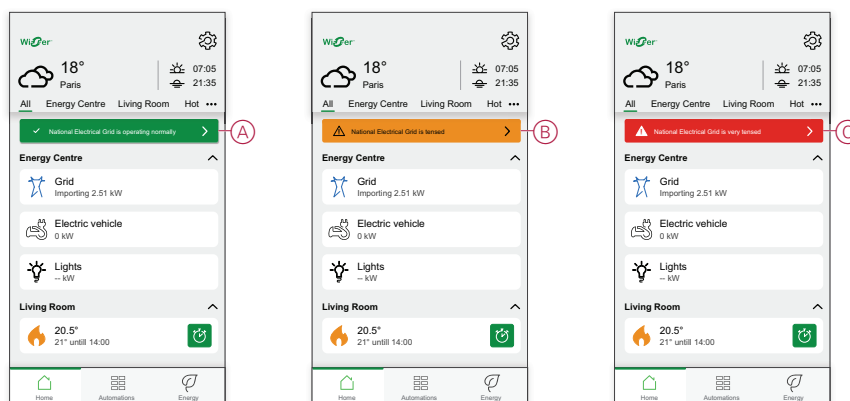
1. Read the feature update and swipe to navigate to next screen.
2. Tap **X** to close the overlay screen.



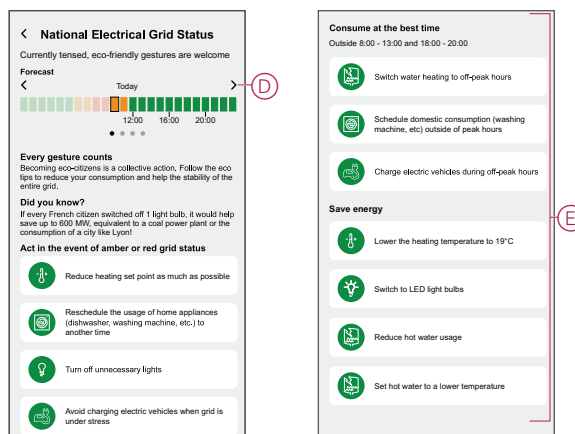
Any one of the following **National Electrical Grid** status appears on the **Home** page:

- **Green (A):** The electrical grid is operating normally.
- **Amber (B):** The electrical grid is tensed and eco-gestures are highly recommended.
- **Red (C):** The electrical grid is tensed and there is not enough electricity to fulfill France's needs. Everyone should reduce their consumption.

Tap the **National Electrical Grid** status. In this example (B) is selected.




3. The forecast and eco-gesture details are shown. Tap (D) or swipe to navigate between days.
4. Scroll down to view the devices that can be consumed at the best time and energy saving tips (E).



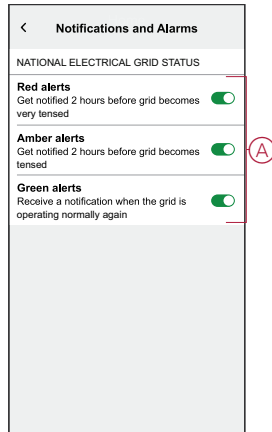
5. Follow the eco-gestures based on the grid status (amber or red) that apply to your home to consume better electricity. Example, turning off unnecessary lights, lowering, the heating temperature to 19°C.

Setting EcoWatt alerts

You can set the alert type of your choice.


1. On the **Home** page, tap  > **Account** > **Notifications and Alarms** > **National Electrical Grid Status**.
2. Enable/Disable the toggle switch (A) to set the notification of your choice.

NOTE: All notifications are enabled by default.

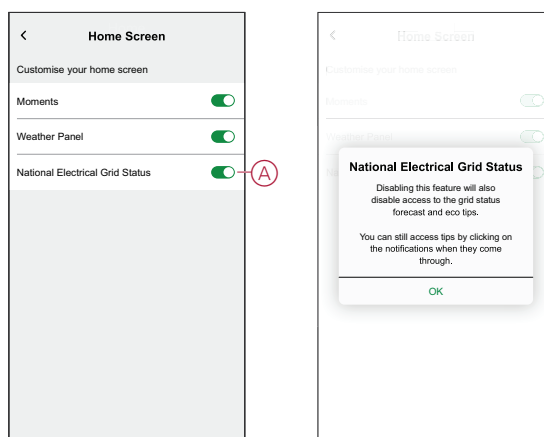


Disabling EcoWatt status

You can disable the EcoWatt status on the **Home** page if not required.

1. On the **Home** page, tap  > **Settings** > **Home Screen**.
 2. Tap the toggle switch (A).
- A notification window is prompted.
3. Tap **OK** on the notification window.

NOTE: You can enable the toggle switch whenever required. After you disable this feature, you can still get tips from push notifications, but you don't have the status displaying in the **Home** page. This is a reminder that you've disabled the feature.



Trademarks

This guide makes reference to system and brand names that are trademarks of their relevant owners.

- Zigbee® is a registered trademark of the Connectivity Standards Alliance.
- Apple® and App Store® are brand names or registered trademarks of Apple Inc.
- Google Play™ Store and Android™ are brand names or registered trademarks of Google Inc.
- Wi-Fi® is a registered trademark of Wi-Fi Alliance®.
- Wiser™ is a trademark and the property of Schneider Electric, its subsidiaries and affiliated companies.

Other brands and registered trademarks are the property of their respective owners.

Printed in:
Schneider Electric
35 rue Joseph Monier
92500 Rueil Malmaison - France
+ 33 (0) 1 41 29 70 00

Schneider Electric
35 rue Joseph Monier
92500 Rueil Malmaison
France

+ 33 (0) 1 41 29 70 00

www.se.com

As standards, specifications, and design change from time to time,
please ask for confirmation of the information given in this publication.

© 2022 – 2022 Schneider Electric. All rights reserved.

UG_EcoWatt_WH_00