


Product Environmental Profile

Regulated switch mode power supply
ABL8 MEM 24012



Product Environmental Profile - PEP

Product overview

The ABL8MEM24012 is a Regulated switch mode power supply included in active product category

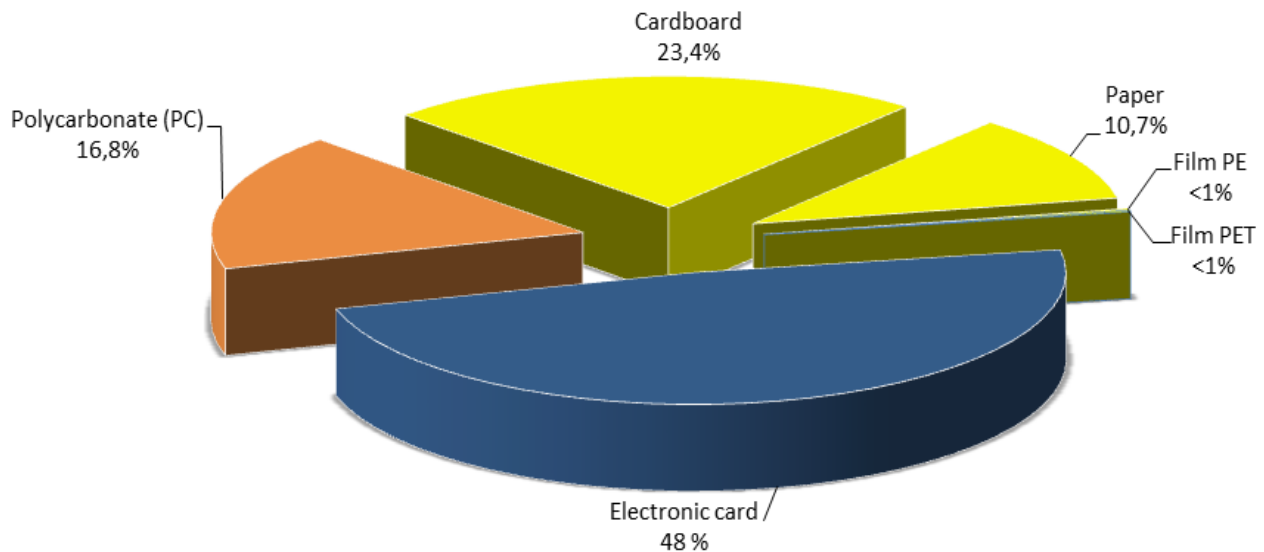
The main purpose of the ABL8MEM24012 is to Convert 0.72 kVA per day from 100/240 Voltage Alternative current input to 24 Voltage Current output during 10 years.

The product used for the analysis is ABL8MEM24012.

The environmental analysis was performed in conformity with ISO 14040.

Constituent materials

The mass of the product is 0.298 kg including packaging. The constituent materials are distributed as follows:



Substance assessment

Product is designed in conformity with the requirements of the RoHS directive (European Directive 2011/65/EU of 8 June 2011) and does not contain, or only contain in the authorised proportions, lead, mercury, cadmium, hexavalent chromium or flame retardants (polybrominated biphenyls - PBB, polybrominated diphenyl ethers - PBDE) as mentioned in the Directive

Details of ROHS and REACH substances information are available on the Schneider-Electric [Green Premium website](http://www2.schneider-electric.com/sites/corporate/en/products-services/green-premium/green-premium.page) .
(<http://www2.schneider-electric.com/sites/corporate/en/products-services/green-premium/green-premium.page>)

Manufacturing

ABL8MEM24012 is manufactured at a production site which complies with the regulations governing industrial sites. Factory is certified ISO 9001.

Distribution

The weight and volume of the packaging have been optimized, based on the European Union's packaging directive.

The ABL8MEM24012 packaging weight is 0.103 kg. It consists of 69.8 g of Cardboard, 0.54 g of PE film, 0.55 g PET film, and 32g of paper, This product doesn't contain recycled materials.

The product distribution flows have been optimised by setting up local distribution centres close to the market areas.

Use

The ABL8MEM24012 product does not generate environmental pollution (noise, emissions) requiring special precautionary measures in standard use.

The dissipated power (losses) depends on the conditions under which the product is implemented and used. The dissipated power is 6.6 W on active mode (nominal power)

This thermal dissipation represents less than 18% of the power which passes through the product in active mode.

The product does not require special maintenance operations.

End of life

At end of life, the ABL8MEM24012 product has been optimized to decrease the amount of waste and allow recovery of the product components and materials.

This product contains electronics cards (0.143 kg) that should be separated from the stream of waste so as to optimize end-of-life treatment by special treatments. The location of these components and other recommendations are given in the End of Life Instruction document which is available for this product range on the Schneider-Electric Green Premium website. [Green Premium website](http://www2.schneider-electric.com/sites/corporate/en/products-services/green-premium/green-premium.page) (<http://www2.schneider-electric.com/sites/corporate/en/products-services/green-premium/green-premium.page>).

The recyclability potential of the product has been evaluated using the "ECO DEEE recyclability and recoverability calculation method" (version V1, 20 Sep. 2008 presented to the French Agency for Environment and Energy Management: ADEME).

According to this method, the potential recyclability ratio is: 20.1%

As described in the recyclability calculation method this ratio includes only metals and plastics which have proven industrial recycling processes.

Environmental impacts

Life cycle assessment has been performed on the following life cycle phases: Materials and Manufacturing (M), Distribution (D), Installation (I) Use (U), and End of life (E).

Modeling hypothesis and method:

- the calculation was performed on the ABL8 MEM 24012
- product packaging is included
- installation : no flows has been taken into consideration.
- scenario for the Use phase: this product is included in the category 2. Energy consuming product (assumed service life is 10 years and use scenario is: 100% of the time in nominal Power mode with 6.6 W loss, 0% of the time in Standby and off mode
- the geographical representative area for the use phase is Europe and the electrical power model used for calculation is the European model.

End of life impacts are based on end of life scenario include collection, dismantling element, special treatment for element under WEEE specification, shredding and sorting out of the other material flows. Depending on the recycling rate of the product, some flows are going to be recycled, some incinerated and some are going to be landfilled. The impact of these 3 stages has been taken into consideration.

Presentation of the product environmental impacts

Environmental indicators	Unit	ABL8 MEM 24012					
		S = M + D + I + U + E	M	D	I	U	E
Raw Material Depletion	Y-1	3.62E-14	2.87E-14	4.86E-19	0	7.52E-15	9.16E-19
Energy Depletion	MJ	6.69E+03	6.58E+01	3.56E-01	0	6.62E+03	7.12E-01
Water depletion	dm ³	9.79E+02	2.20E+01	3.38E-02	0	9.57E+02	8.93E-02
Global Warming	g≈CO ₂	3.38E+05	3.73E+03	2.82E+01	0	3.34E+05	8.59E+01
Ozone Depletion	g≈CFC-11	1.91E-02	9.26E-04	1.99E-05	0	1.81E-02	2.91E-05
Air Toxicity	m ³	5.64E+07	9.45E+05	5.31E+03	0	5.54E+07	1.04E+04
Photochemical Ozone Creation	g≈C ₂ H ₄	1.18E+02	1.32E+00	2.45E-02	0	1.17E+02	3.84E-02
Air acidification	g≈H ⁺	4.54E+01	5.92E-01	3.59E-03	0	4.48E+01	6.91E-03
Water Toxicity	m ³	9.69E+01	1.14E+00	3.86E-03	0	9.57E+01	9.65E-02
Water Eutrophication	g≈PO ₄ ³⁻	1.10E+00	3.05E-01	4.69E-04	0	7.85E-01	7.68E-03
Hazardous waste production	kg	5.58E+00	4.19E-02	1.05E-05	0	5.54E+00	1.70E-04

Life cycle assessment has been performed with the EIME software (Environmental Impact and Management Explorer), version 5.0.7.3, and with its database version July 2012.

The use phase is the life cycle phase which has the greatest impact on the majority of environmental indicators.

The manufacturing phase has the greatest impact on the Raw Material Depletion indicator.


System approach

As the product is designed in accordance with the RoHS Directive (European Directive 2011/65/EU of 8 June 2011), it can be incorporated without any restriction in an assembly or an installation subject to this Directive.

Please note that the values given above are only valid within the context specified and cannot be used directly to draw up the environmental assessment of an installation.

Glossary

Raw Material Depletion (RMD)	This indicator quantifies the consumption of raw materials during the life cycle of the product. It is expressed as the fraction of natural resources that disappear each year, with respect to all the annual reserves of the material.
Energy Depletion (ED)	This indicator gives the quantity of energy consumed, whether it be from fossil, hydroelectric, nuclear or other sources. This indicator takes into account the energy from the material produced during combustion. It is expressed in MJ.
Water Depletion (WD)	This indicator calculates the volume of water consumed, including drinking water and water from industrial sources. It is expressed in dm ³ .
Global Warming (GW)	The global warming of the planet is the result of the increase in the greenhouse effect due to the sunlight reflected by the earth's surface being absorbed by certain gases known as "greenhouse-effect" gases. The effect is quantified in gram equivalent of CO ₂ .
Ozone Depletion (OD)	This indicator defines the contribution to the phenomenon of the disappearance of the stratospheric ozone layer due to the emission of certain specific gases. The effect is expressed in gram equivalent of CFC-11.
Air Toxicity (AT)	This indicator represents the air toxicity in a human environment. It takes into account the usually accepted concentrations for several gases in the air and the quantity of gas released over the life cycle. The indication given corresponds to the air volume needed to dilute these gases down to acceptable concentrations.
Photochemical Ozone Creation (POC)	This indicator quantifies the contribution to the "smog" phenomenon (the photochemical oxidation of certain gases which generates ozone) and is expressed in gram equivalent of ethylene (C ₂ H ₄).
Air Acidification (AA)	The acid substances present in the atmosphere are carried by rain. A high level of acidity in the rain can cause damage to forests. The contribution of acidification is calculated using the acidification potentials of the substances concerned and is expressed in mode equivalent of H ⁺ .
Water Toxicity (WT)	This indicator represents the water toxicity. It takes into account the usually accepted concentrations for several substances in water and the quantity of substances released over the life cycle. The indication given corresponds to the water volume needed to dilute these substances down to acceptable concentrations.
Hazardous Waste Production (HWP)	This indicator calculates the quantity of specially treated waste created during all the life cycle phases (manufacturing, distribution and utilization). For example, special industrial waste in the manufacturing phase, waste associated with the production of electrical power, etc. It is expressed in kg.

Registration N° : SCHN-2013-006-V1				Applicable PCR : PEP- PCR-ed 2-EN-2011 12 09	
Verifier accreditation N° : VH06				Program information: www.pep-ecopassport.org	
Date of issue: December 21th 2012				Period of validity: 4 years	
Independent verification of the declaration and data, according to ISO 14025:2006					
Internal			External		X
In compliance with ISO 14025:2006 type III environmental declarations					
PCR review was conducted by an expert panel chaired by J. Chevalier (CSTB).					
The elements of the actual PEP cannot be compared with elements from another program.					

Schneider Electric Industries SAS

35, rue Joseph Monier
CS 30323
F- 92506 Rueil Malmaison Cedex
RCS Nanterre 954 503 439
Capital social 896 313 776 €

www.schneider-electric.com

Published by Schneider Electric